

Short Description



- Aluminium-alloy IP65 single point load cell
- Colourless anodized
- Suitable for single and double load cell structured platform scales
- Maximum platform size:
 - for 50kg – 200kg: 600 x 600 mm
 - for 250kg – 635kg: 600 x 800 mm



Test certificate no. D09-06.12 Rev. 0
C of C no R60/2000-CN1-06.03



Certificate no. 12-006

Available Models

Capacity	Accuracy	Full article description
50kg	C3	L6W-C3-50kg-3G6
75kg	C3	L6W-C3-75kg-3G6
100kg	C3	L6W-C3-100kg-3G6
150kg	C3	L6W-C3-150kg-3G6
200kg	C3	L6W-C3-200kg-3G6
250kg	C3	L6W-C3-250kg-3G6
300kg	C3	L6W-C3-300kg-3G6
500kg	C3	L6W-C3-500kg-3G6
635kg	C3	L6W-C3-635kg-3G6

Technical Specifications L6W

Accuracy Class		OIML R60 C3	
Output Sensitivity (= FS)	mV/V	2.0 ± 0.2	
Maximum Capacity (E _{max})	kg	50, 75, 100, 150, 200, 250, 300	500, 635
Max. Number of Load Cell Intervals	n _{LC}	3000	
Ratio of min. LC Verification Interval	$Y = E_{max} / V_{min}$	7000	10000
Combined Error	%FS	≤± 0.0230	
Creep Error (30 minutes)	%FS	≤± 0.0167	
Temperature Effect on Zero (ZTC)	%FS/10°C	≤± 0.0200	
Temperature Effect on Sensitivity (STC)	%FS/10°C	≤± 0.0175	
Zero Balance	%FS	≤± 1.0	
Safe Overload	%FS	120	
Ultimate Overload	%FS	150	
Maximum Deflection	mm	0.29 ~ 0.60	
Eccentric Loading Error	%Ld/cm	± 0.002	
Excitation, Recommended Voltage	V	5 ~ 12	
Excitation, Maximum Voltage	V	18	
Input Resistance	Ω	406 ± 6	
Output Resistance	Ω	350 ± 3	
Insulation Resistance (50V)	MΩ	≥5000	
Compensated Temperature	°C	-10 ~ + 40	
Operating Temperature	°C	-35 ~ + 65	
Storage Temperature	°C	-40 ~ + 70	
Load Cell Weight	kg	1.8	
Element Material		Aluminium	
Ingress Protection (acc. to EN 60529)		IP65	
Recommended Torque on Fixation Bolts	Nm	M8: 20	

Wiring

Features:

Cable type: Shielded, 6 conductor cable , conductor AWG 28

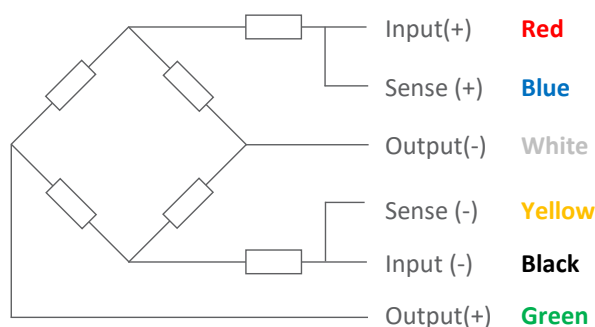
Cable diameter: Ø 4.7mm

Cable length: 3.0m

Cable jacket: PU

Shield connected to element

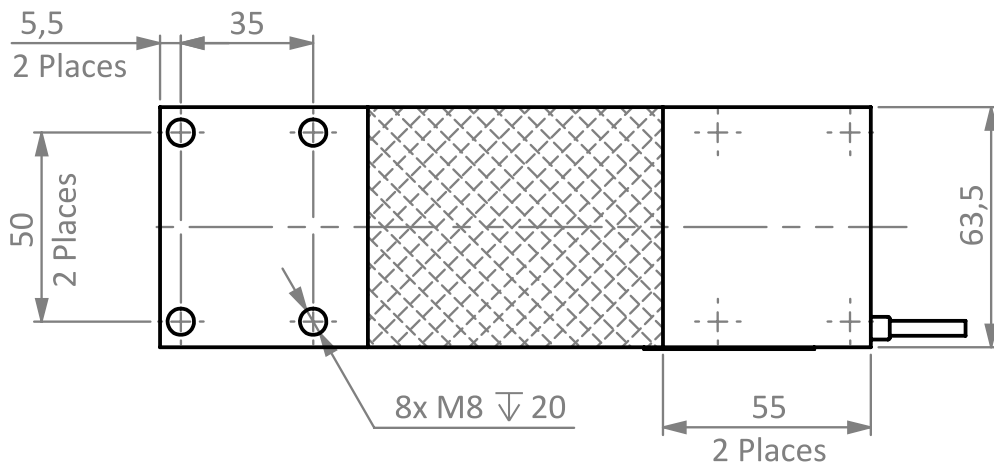
6-Wire Connection Diagram



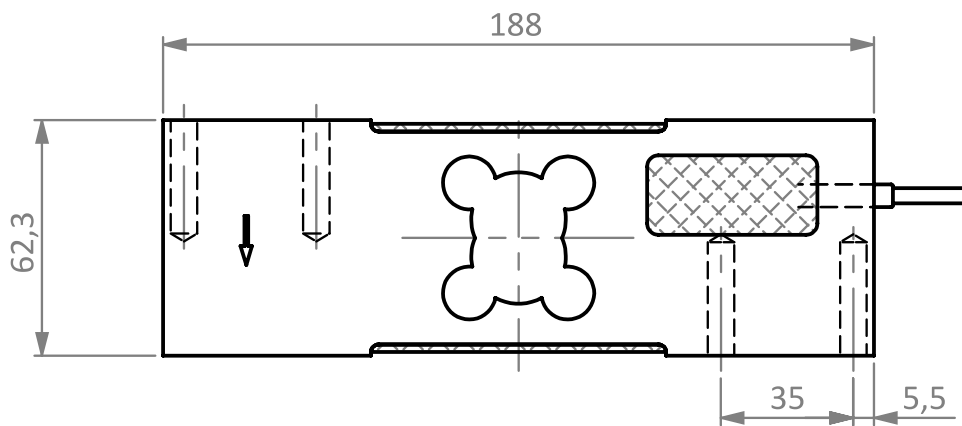
Specifications and dimensions are subject to change without notice and do not constitute any liability whatsoever.

Dimensions in mm

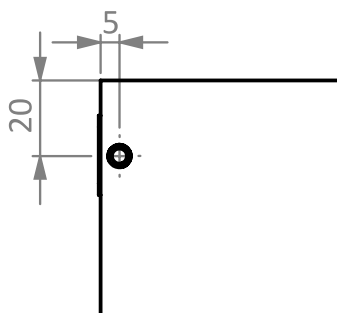
Top View



Side View



Back View



Isometric View

